

Back and forth nudging for quantum state estimation by continuous weak measurement

Zaki Leghtas¹, Mazyar Mirrahimi¹, and Pierre Rouchon²

¹INRIA Paris-Rocquencourt Domaine de Voluceau, BP105 78153 Le Chesnay Cedex, France

²Mines-ParisTech, Centre Automatique et Systèmes, 60, boulevard Saint-Michel 75272 Paris Cedex, France

Abstract— We propose to apply the Back and Forth Nudging (BFN) method used for geophysical data assimilations [1] to estimate the initial state of a quantum system. We consider a cloud of atoms interacting with a magnetic field while a single observable is being continuously measured over time using homodyne detection. The BFN method relies on designing an observer forward and backwards in time. The state of the BFN observer is continuously updated by the measured data and tends to converge to the system's state. The proposed estimator seems to be globally asymptotically convergent when the system is observable. A detailed convergence proof and simulations are given in the 2-level case. An extension of the algorithm to the multilevel case is also presented.

I. INTRODUCTION

Estimating the state of a quantum system is a fundamental problem of great interest in quantum control. Amongst a variety of applications, it is essential to verify the efficiency of a quantum state preparation protocol [2], [3]. For this reason, it is interesting to avoid the usual quantum state tomography scheme which involves doing the experiment many times and performing a strong projective measurement of a new observable at each preparation. Indeed, since many realizations of the preparation protocol are necessary to obtain one state estimation, the fidelity of the preparation protocol is averaged out over all these realizations. A new approach overcoming this problem was proposed and verified experimentally in [4] where a controlled evolution is applied to an ensemble average while an observable is continuously measured. A Bayesian filter is then used to reconstruct the quantum state from the measurement record. In this paper, we consider a similar setting to the one in [4], [5], [6] (see [7] for a recent review of these papers). We propose a new approach inspired of the BFN method used in geophysical data assimilation [1] to reconstruct the state of the system from the measured data. We design an observer, which is an estimation of the quantum system's state and feed in the data continuously until the observer converges to the system's state. A similar proposal was outlined in [8]. However, the method we propose has the advantage of extending naturally to a multidimensional case and makes more use of the specific dynamics which the system undergoes. We guess this can strongly reduce the computation time of the estimation and increase its robustness.

In section II we detail the problem settings and give the dynamics equations of the BFN observer. Simulation plots are then presented in section III to demonstrate the efficiency

of the state reconstruction protocol. A detailed convergence proof of the observer is given in section IV. Finally, in section V, we discuss the extension of this algorithm to the multilevel case.

II. THE PROBLEM SETTING

We consider the experimental setting introduced in [4]. To simplify the theoretical study, we suppose that the system is a spin $\frac{1}{2}$ system (instead of a system of total angular momentum equal to 3 or 4 as considered in [4]). It interacts with a magnetic field in the x-y plane: the control, and a probe. Homodyne detection of the probe, as explained in [5] enables a weak continuous measurement of the spin system. We suppose that all the parameters involved in the dynamics are known. The dynamics of the spin ensemble is described by the master equation:

$$\begin{aligned} \frac{d}{dt}\rho(t) &= -i[B_x(t)\sigma_x + B_y(t)\sigma_y, \rho(t)] \\ &+ \Gamma(\sigma_z\rho(t)\sigma_z - \rho(t)) \\ y(t) &= \text{Tr}(\sigma_z\rho(t)) . \end{aligned} \quad (1)$$

$[\cdot, \cdot]$ is the Lie Bracket operator and $\text{Tr}(\cdot)$ is the trace operator. We take $\hbar = 1$. $\rho(t)$ is the density matrix of the average ensemble at time t . It is a 2×2 positive Hermitian matrix of trace 1. y is the measurement. σ_x, σ_y and σ_z are the standard Pauli matrices. $\Gamma > 0$ gives the strength of the coupling between the probe and the system. The aim is, from a set of data $\{y(t) \mid t \in [0, T]\}$, to estimate the initial state of the system $\rho(0)$ which can be any pure or mixed state.

In order to do so we use Luenberger observers based on the back and forth nudging (BFN) method [1], [8]. The designed observer was first introduced, without BFN and for a non dissipative system, in [9].

The idea is to design an observer on system (1) and another on the same system but by changing $t \rightarrow T - t$. And doing this iteration n times. This is equivalent to supposing that the system has a periodic dynamics of period $2T$ which is symmetric with respect to $t = T$ and that we are measuring the system over a time interval $[0, 2nT]$. This gives more time for the observer to converge with a small gain and with minimal amount of data. System (1) is referred to as the "forward" system and the same system changing t to $T - t$ the "backward" system. The index k introduced below refers to the k^{th} back and forth iteration of the algorithm. The letter 'f' stands for "forward" and "b" for "backward". $\hat{\rho}$ is the designed observer.

For the forward system consider:

$$\begin{aligned} \frac{d}{dt} \hat{\rho}_k^f(t) &= -i[B_x(t)\sigma_x + B_y(t)\sigma_y, \hat{\rho}_k^f(t)] \\ &\quad + \Gamma(\sigma_z \hat{\rho}_k^f(t) \sigma_z - \hat{\rho}_k^f(t)) \\ &\quad - (\Gamma + \gamma)\sigma_z(\hat{y}_k^f(t) - y(t)) \\ \hat{y}_k^f(t) &= \text{Tr}(\sigma_z \hat{\rho}_k^f(t)). \end{aligned} \quad (2)$$

For the backward system consider:

$$\begin{aligned} \frac{d}{dt} \hat{\rho}_k^b(t) &= i[B_x(T-t)\sigma_x + B_y(T-t)\sigma_y, \hat{\rho}_k^b(t)] \\ &\quad - \Gamma(\sigma_z \hat{\rho}_k^b(t) \sigma_z - \hat{\rho}_k^b(t)) \\ &\quad + (\Gamma - \gamma)\sigma_z(\hat{y}_k^b(t) - y(T-t)) \\ \hat{y}_k^b(t) &= \text{Tr}(\sigma_z \hat{\rho}_k^b(t)). \end{aligned} \quad (3)$$

Noting that $\hat{\rho}_k^b(0) = \hat{\rho}_k^f(T)$ and $\hat{\rho}_k^f(0) = \hat{\rho}_{k-1}^b(T)$ and $\gamma > 0$. In (2), $\gamma' = \Gamma + \gamma$ is the gain of the forward observer. It is written in this form for the convenience of the proof.

We initialize the observer $\hat{\rho}_0^f(0) = \hat{\rho}(0)$ to be Hermitian and of trace 1. We typically take $\hat{\rho}(0) = \frac{1}{2}I$ where I is the identity matrix. This way we make no a priori assumption on the initial state.

Remark 1: Notice that the observer introduced above is trace preserving and stays Hermitian for all time. However it does not preserve positivity.

We define for all $t \in \mathbb{R}^+$ (k is defined as: $k = E(\frac{t}{2T})$) where E represents the integer part)

$$\begin{aligned} \tilde{\rho}(t) &= \hat{\rho}_k^f(t - 2kT) - \rho(t - 2kT) \\ &\quad \text{if } t \in [2kT, (2k+1)T[\\ &\quad \hat{\rho}_k^b(t - (2k+1)T) - \rho(2(k+1)T - t) \\ &\quad \text{if } t \in [(2k+1)T, 2(k+1)T[\\ \tilde{B}_x(t) &= B_x(t - 2kT) \\ &\quad \text{if } t \in [2kT, (2k+1)T[\\ &\quad B_x(2(k+1)T - t) \\ &\quad \text{if } t \in [(2k+1)T, 2(k+1)T[\\ \tilde{B}_y(t) &= B_y(t - 2kT) \\ &\quad \text{if } t \in [2kT, (2k+1)T[\\ &\quad B_y(2(k+1)T - t) \\ &\quad \text{if } t \in [(2k+1)T, 2(k+1)T[\\ Z(t) &= \text{Tr}(\sigma_z \tilde{\rho}(t)). \end{aligned} \quad (4)$$

Let

$$V : A \text{ (hermitian)} \rightarrow \text{Tr}(A^2),$$

V is definite positive. For all $k \in \mathbb{N}$ we have:

$$\begin{aligned} \frac{d}{dt} V(\tilde{\rho}(t)) &= -4\Gamma V(\tilde{\rho}(t)) - 2\gamma(Z(t))^2 \\ &\quad \text{if } t \in [2kT, (2k+1)T[\\ &= 4\Gamma V(\tilde{\rho}(t)) - 2\gamma(Z(t))^2 \\ &\quad \text{if } t \in [(2k+1)T, 2(k+1)T[. \end{aligned} \quad (6)$$

$$\quad \quad \quad (7)$$

We note, for all $k \in \mathbb{N}$, $V_k = V(\tilde{\rho}(2kT))$. We define the function g such that for all $t \in \mathbb{R}^+$

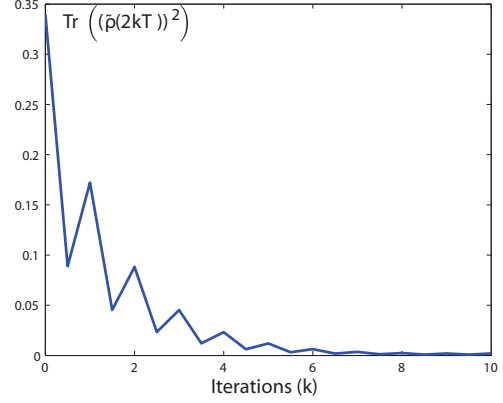


Fig. 1. Notice that the upper envelope (i.e $V_k = \text{Tr}((\tilde{\rho}(2kT))^2)$) goes to zero when k goes to infinity.

$$g(t) = \begin{cases} e^{4\Gamma(t-2kT)} & \text{if } t \in [2kT, (2k+1)T[\\ e^{-4\Gamma(t-2(k+1)T)} & \text{if } t \in [(2k+1)T, 2(k+1)T[, \end{cases}$$

$$\begin{aligned} V_{k+1} - V_k &= -2\gamma \left(\int_{2kT}^{(2k+1)T} g(t) Z^2(t) dt \right. \\ &\quad \left. + \int_{(2k+1)T}^{2(k+1)T} g(t) Z^2(t) dt \right) \\ &\leq 0. \end{aligned} \quad (8)$$

$(V_k)_k$ is a decreasing sequence which is studied in more detail in Section IV. Before looking into the convergence proof, we present some simulations which show the robustness of the convergence of $\hat{\rho}_k^f(0)$ towards $\rho(0)$ when k goes to infinity.

III. SIMULATIONS

For the simulations of figures 1, 2, 3 and 4, we take:

$$\Gamma = 0.25 \text{ kHz} \quad \gamma = 0.25 \text{ kHz}$$

$$\forall t \quad \sqrt{B_x(t)^2 + B_y(t)^2} = 10 \text{ kHz} \quad T = 1 \text{ ms}$$

We take $B_x(t) = B_0 \cos(\theta(t))$ and $B_y = B_0 \sin(\theta(t))$. $B_0 = 10 \text{ kHz}$. For $\theta(t)$, at 10 equally spaced times between 0 and T , we take a random value between 0 and 2π . Using a cubic spline interpolation, we build $\theta(t)$ over $[0, T]$.

10 iterations are simulated: $k = 0, \dots, 10$. 10% Gaussian noise was added to the measurement, B_x and B_y .

We initialize the estimator in the completely mixed state $\hat{\rho}_0^f(0) = \hat{\rho}(0) = \frac{1}{2}I$. We randomly initialize ρ on the Bloch sphere by taking a random Hermitian positive matrix satisfying: $\text{Tr}(\rho(0)^2) = \text{Tr}(\rho(0)) = 1$.

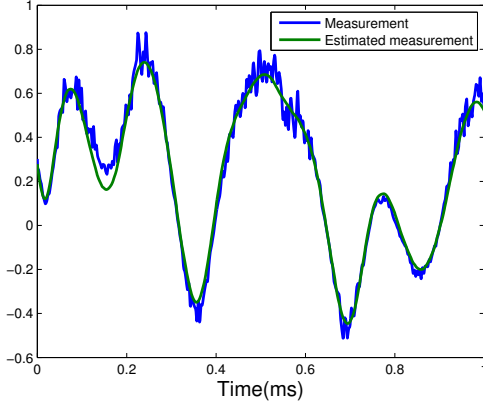


Fig. 2. Measurement and estimated measurement versus time. 10% Gaussian noise was added to the data. The estimated measurement is obtained by simulating (1) with $\rho(0) = \rho_k^f(0)$ and $k = 10$.

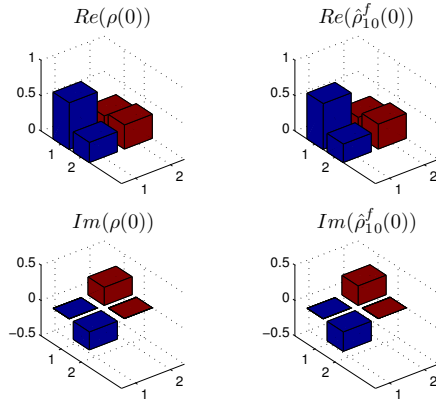


Fig. 3. The density matrix of the system and its estimator at time $t = 0$.

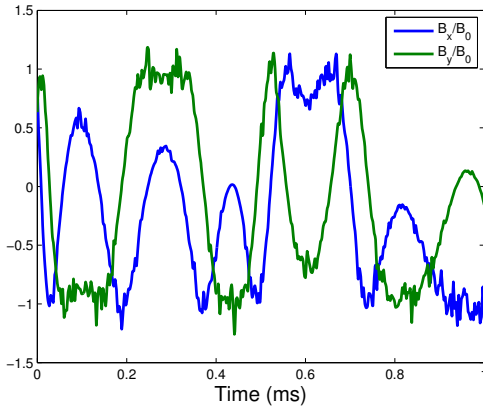


Fig. 4. The magnetic fields $B_x(t)$ and $B_y(t)$.

IV. CONVERGENCE PROOF

Theorem 1: Consider system (1) and the observers (2), (3). Take $T > 0$ (which may be arbitrarily small). For all $B_x, B_y \in \mathcal{C}^2([0, T], \mathbb{R})$ such that $B_x(0) \frac{d}{dt} B_y(0) - B_y(0) \frac{d}{dt} B_x(0) \neq 0$ and $\forall \hat{\rho}(0)$ which is Hermitian and of

trace 1, we have

$$\lim_{t \rightarrow \infty} \text{Tr}(\tilde{\rho}^2(t)) = 0,$$

where $\tilde{\rho}$ is defined in (4).

Remark 2: The convergence outlined in theorem 1 is in two steps:

- 1) $\lim_{t \rightarrow \infty} Z(t) = 0$
- 2) $\lim_{t \rightarrow \infty} \text{Tr}(\tilde{\rho}^2(t)) = 0$

The observer (2), (3) is designed such that we always have convergence of the estimated measurement to the measurement: $\lim_{t \rightarrow \infty} Z(t) = 0$. Since the system is observable: $(\sigma_z, \sigma_x, \sigma_y)$ and its commutators span the space of all traceless 2×2 Hermitian matrices, we can find fields (B_x, B_y) such that $\lim_{t \rightarrow \infty} Z(t) = 0$ implies $\lim_{t \rightarrow \infty} \text{Tr}(\tilde{\rho}^2(t)) = 0$.

Remark 3: Theorem 1 holds for all $T > 0$. However, in the simulations above, we chose $T \sim 1/\Gamma$. If T is too small, we have little information on the system and therefore the state estimation will lose robustness to noise. On the other hand, if T is too large, the system's state $\rho(t)$ will converge (because of the damping Γ) and the numerical integration of the backwards observer (3) becomes unstable when noise is added.

Proof:

For any piecewise continuous function f we define: $f(2kT^+) = \lim_{t \rightarrow 2kT, t > 2kT} f(t)$.

From (8), we know that $(V_k)_k$ is a decreasing sequence. Besides, for all $k \in \mathbb{N}$, $V_k \geq 0$, hence $(V_k)_k$ converges to a limit that we note by V_∞ . Summing (8) between 0 and $N \in \mathbb{N}^*$:

$$V_N - V_0 = -2\gamma \int_0^{(2N+2)T} g(t) Z^2(t) dt$$

$\forall t \in \mathbb{R}^+ g(t) \geq 1$, hence $\int_0^{(2N+2)T} Z^2(t) dt \leq \frac{V_0 - V_N}{2\gamma}$. Since $\forall t \in \mathbb{R}^+ Z^2(t) \geq 0$, $\int_0^\infty Z^2(t) dt$ exists and is finite.

From (6) and (7) we have $\forall u \in [0, 2T]$ and $\forall k \in \mathbb{N}$:

$$V(\tilde{\rho}(2kT + u)) \leq V(\tilde{\rho}(2kT)), \quad (9)$$

hence, for all $t \in \mathbb{R}^+$ we have $V(\tilde{\rho}(t)) \leq V_0$. $\tilde{\rho}$ is therefore bounded and belongs to the ball centered around 0 and of radius V_0 .

We are now going to prove that $(V_k)_k$ converges to zero when k goes to infinity, and from (9) we will conclude that $V(\tilde{\rho}(t))$ converges to zero when t goes to infinity. In order to prove the convergence of $(V_k)_k$, we are going to prove that $Z(2kT)$, $\frac{d}{dt} Z(2kT^+)$, $\frac{d^2}{dt^2} Z(2kT^+)$ all converge to zero when k goes to infinity.

We consider $B_x, B_y \in \mathcal{C}^2([0, T], \mathbb{R})$ functions. Z is \mathcal{C}^3 over $S = \bigcup_{k \in \mathbb{N}}]kT, (k+1)T[$. $\tilde{B}_x, \tilde{B}_y, \frac{d}{dt} \tilde{B}_x, \frac{d}{dt} \tilde{B}_y, \frac{d^2}{dt^2} \tilde{B}_x, \frac{d^2}{dt^2} \tilde{B}_y$ and $\tilde{\rho}$ are bounded over S , therefore $\frac{d}{dt} \tilde{\rho}, \frac{d^2}{dt^2} \tilde{\rho}, \frac{d^3}{dt^3} \tilde{\rho}$ are bounded over S and therefore $\frac{d}{dt} Z, \frac{d^2}{dt^2} Z, \frac{d^3}{dt^3} Z$ are bounded over S . Since Z is continuous over \mathbb{R}^+ and $\frac{d}{dt} Z$ is bounded over S , Z is uniformly continuous over \mathbb{R}^+ , so Z^2 is uniformly

continuous over \mathbb{R}^+ . What's more $\int_0^\infty Z^2(t)dt$ exists and is finite. We can conclude by applying Barbalat's lemma [10] that $\lim_{t \rightarrow \infty} Z^2(t) = 0$ and hence

$$\lim_{t \rightarrow \infty} Z(t) = 0, \quad (10)$$

and in particular

$$\lim_{k \rightarrow \infty} Z(2kT) = 0. \quad (11)$$

Since the derivatives of Z are not continuous over \mathbb{R}^+ but only over S , we cannot directly apply Barbalat's lemma to $\frac{d}{dt}Z(t)$ and $\frac{d^2}{dt^2}Z(t)$.

Suppose that $\frac{d}{dt}Z(t)$ does not converge to zero when t goes to infinity.

There exists $\epsilon > 0$ and a sequence $(t_n)_n$ such that $\lim_{n \rightarrow \infty} t_n = \infty$ and $\frac{d}{dt}Z(t_n) > \epsilon$ (or $\frac{d}{dt}Z(t_n) < -\epsilon$ which can be treated in exactly the same way).

Since $\frac{d^2}{dt^2}Z(t)$ is bounded over S we have: $\exists \eta \in]0, T/2[$ such that for all $n \in \mathbb{N}$ and $t \in [-t_n^{min}, t_n^{max}]$ $|\frac{d}{dt}Z(t_n + t) - \frac{d}{dt}Z(t_n)| < \frac{\epsilon}{2}$. Where $t_n^{min} = \min(t_n - E(t_n/T)T, \eta)$ and $t_n^{max} = \min((E(t_n/T) + 1)T - t_n, \eta)$. E represents the integer part.

Hence, for all $t \in [-t_n^{min}, t_n^{max}]$ we have: $\frac{d}{dt}Z(t_n + t) = \frac{d}{dt}Z(t_n) - (\frac{d}{dt}Z(t_n) - \frac{d}{dt}Z(t_n + t)) \geq \frac{d}{dt}Z(t_n) - |\frac{d}{dt}Z(t_n + t) - \frac{d}{dt}Z(t_n)| \geq \epsilon - \frac{\epsilon}{2} = \frac{\epsilon}{2}$. Also, notice that $T \geq t_n^{min} + t_n^{max} \geq \eta$.

$$\begin{aligned} |Z(t_n + t_n^{max}) - Z(t_n - t_n^{min})| &= \\ &= \left| \int_{t_n - t_n^{min}}^{t_n + t_n^{max}} \frac{d}{dt}Z(t)dt \right| \\ &\geq \frac{\eta\epsilon}{2} \\ &> 0. \end{aligned}$$

This is in contradiction with (10), we therefore conclude that

$$\lim_{t \rightarrow \infty} \frac{d}{dt}Z(t) = 0, \quad (12)$$

and in particular:

$$\lim_{k \rightarrow \infty} \frac{d}{dt}Z(2kT^+) = 0. \quad (13)$$

Suppose that $\frac{d^2}{dt^2}Z(2kT^+)$ does not converge to zero when k goes to infinity, there exists $\epsilon > 0$ and a sequence $(k_n)_n$ such that $\lim_{n \rightarrow \infty} k_n = \infty$ and $\frac{d^2}{dt^2}Z(2k_nT^+) > \epsilon$, since $\frac{d^3}{dt^3}Z$ is bounded over S , there exists $0 < \eta < T$ such that for all $n \in \mathbb{N}$ and $0 < t < \eta$ $|\frac{d^2}{dt^2}Z(2k_nT + t) - \frac{d^2}{dt^2}Z(2k_nT^+)| < \frac{\epsilon}{2}$. Hence:

$$\begin{aligned} \left| \frac{d}{dt}Z(2k_nT + \eta) - \frac{d}{dt}Z(2k_nT^+) \right| &= \\ &= \left| \int_{2k_nT}^{2k_nT + \eta} \frac{d^2}{dt^2}Z(t)dt \right| \\ &\geq \frac{\eta\epsilon}{2} \\ &> 0, \end{aligned}$$

which contradicts (12). Hence:

$$\lim_{k \rightarrow \infty} \frac{d^2}{dt^2}Z(2kT^+) = 0. \quad (14)$$

We note

$$\begin{aligned} X(t) &= \text{Tr}(\sigma_x \tilde{\rho}(t)) \\ Y(t) &= \text{Tr}(\sigma_y \tilde{\rho}(t)). \end{aligned}$$

We recall that from (11)(13)(14):

$$\begin{cases} \lim_{k \rightarrow \infty} Z(2kT) = 0 \\ \lim_{k \rightarrow \infty} \frac{d}{dt}Z(2kT^+) = 0 \\ \lim_{k \rightarrow \infty} \frac{d^2}{dt^2}Z(2kT^+) = 0. \end{cases} \quad (15)$$

Using (1), we find that (15) implies:

$$\begin{cases} \lim_{k \rightarrow \infty} Z(2kT) = 0 \\ \lim_{k \rightarrow \infty} \tilde{B}_x(2kT)Y(2kT) - \tilde{B}_y(2kT)X(2kT) = 0 \\ \lim_{k \rightarrow \infty} \frac{d}{dt}\tilde{B}_x(2kT)Y(2kT) - \frac{d}{dt}\tilde{B}_y(2kT)X(2kT) = 0. \end{cases} \quad (16)$$

Notice that $\tilde{B}_x(2kT) = B_x(0)$ and $\tilde{B}_y(2kT) = B_y(0)$, the same holds for their derivatives. We take B_x, B_y such that $B_x(0)\frac{d}{dt}B_y(0) - B_y(0)\frac{d}{dt}B_x(0) \neq 0$. (16) implies:

$$\begin{cases} \lim_{k \rightarrow \infty} Z(2kT) = 0 \\ \lim_{k \rightarrow \infty} X(2kT) = 0 \\ \lim_{k \rightarrow \infty} Y(2kT) = 0. \end{cases}$$

This is equivalent to $\lim_{k \rightarrow \infty} V(\tilde{\rho}(2kT)) = 0$. (9) enables us to conclude that:

$$\lim_{t \rightarrow \infty} \text{Tr}(\tilde{\rho}^2(t)) = 0.$$

V. EXTENSION TO THE MULTILEVEL CASE

We now consider a system of total angular momentum F . The dimension of the system is $d = 2F + 1$, and the density matrix $\rho(0)$ belongs to the set of positive $d \times d$ Hermitian matrices of trace 1. There are therefore $d^2 - 1$ parameters to identify. In order to extend the proof of the two level case ($d = 2$) to the multilevel case, we would need to prove that $Z(t), \frac{d}{dt}Z(t), \dots, \frac{d^{d^2-2}}{dt^{d^2-2}}Z(t)$ all converge to zero when t goes to infinity. If the system is observable, we would be able to conclude that we can find a control such that $\tilde{\rho}(t)$ converges to zero. Two complications arise from considering a system of higher dimension:

First, the need to extract information from further derivatives of the measurement record systematically reduces the robustness of the state estimation. One direction of improvement would be to design a nonlinear observer which preserves positivity. Such an observer is given in [11] for a non dissipative system ($\Gamma = 0$). The difficulty is to build an observer which stays positive even in the backwards dynamics which is unstable due to the dissipation term in Γ . Such an

observer would reduce the size of the admissible $\rho(0)$ s given a noisy measurement record, the robustness will therefore be increased. However, no dramatic improvement should be expected since the information on some matrix elements of $\rho(0)$ are hidden in high derivatives of the measurement record.

Second, although the observability criteria insures the existence of a control such that $\lim_{t \rightarrow \infty} Z(t) = 0$ implies $\lim_{t \rightarrow \infty} \tilde{\rho}(t) = 0$, we don't have any well known method to find such a control. The higher the dimension, the harder it is to find a control which makes the data $y(t)$ informationally complete about the initial state $\rho(0)$.

We now give some simulations which show that our BFN protocol still works well for a system of total angular momentum $F = 1$ ($d = 3$). Consider the system:

$$\begin{aligned} \frac{d}{dt}\rho(t) &= -i[H(t), \rho(t)] + \Gamma\mathcal{D}[O]\rho(t) \\ y(t) &= \text{Tr}(O\rho(t)). \end{aligned} \quad (17)$$

Where H is the system's Hamiltonian and $\mathcal{D}[O]$ the Lindblad superoperator. We have: $H(t) = g_F\mu_B(B_x(t)F_x + B_y(t)F_y) + \beta\Gamma F_x^2$. g_F, μ_B, Γ and β are positive constants, B_x, B_y are the controls and F_x, F_y, F_z are the angular momentum operators. O is the observable, and we take $O = \sqrt{\Gamma}F_z$. $\mathcal{D}[O]\rho(t) = O\rho(t)O^\dagger - \frac{1}{2}(OO^\dagger\rho(t) + \rho(t)O^\dagger O)$. The superscript \dagger stands for conjugate transpose. The term $\beta\Gamma F_x^2$ is necessary to insure the observability of the system [12]. We now consider the following observers:

$$\begin{aligned} \frac{d}{dt}\hat{\rho}_k^f(t) &= -i[H(t), \hat{\rho}_k^f(t)] + \Gamma\mathcal{D}[O]\hat{\rho}_k^f(t) \\ &\quad - \gamma O(\hat{y}_k^f(t) - y(t)) \\ \hat{y}_k^f(t) &= \text{Tr}(O\hat{\rho}_k^f(t)), \end{aligned} \quad (18)$$

$$\begin{aligned} \frac{d}{dt}\hat{\rho}_k^b(t) &= i[H(T-t), \hat{\rho}_k^b(t)] - \Gamma\mathcal{D}[O]\hat{\rho}_k^b(t) \\ &\quad - \gamma O(\hat{y}_k^b(t) - y(T-t)) \\ \hat{y}_k^b(t) &= \text{Tr}(O\hat{\rho}_k^b(t)), \end{aligned} \quad (19)$$

with the conditions: $\hat{\rho}_k^b(0) = \hat{\rho}_k^f(T)$ and $\hat{\rho}_k^f(0) = \hat{\rho}_{k-1}^b(T)$. We initialize the observer at $\hat{\rho}_0^f(0) = \frac{1}{3}Id$ where Id is the 3×3 identity matrix.

For the numerical simulations in figures 5, 6 and 7 we take:

$$\begin{aligned} g_F = 1 \quad \mu_B B_0 = 30 \quad \Gamma = 1 \\ \gamma = 1 \quad \beta = 10 \quad T = 1 \end{aligned}$$

We take $B_x(t) = B_0 \cos(\theta(t))$ and $B_y(t) = B_0 \sin(\theta(t))$. $\theta(t)$ is found using a numerical search routine aiming to maximize a certain criteria (entropy), as explained in [13]. 10% noise is added to the controls B_x, B_y and 10% noise is added

to the measurement $y(t)$. We take $\rho(0) = \frac{1}{2} \begin{pmatrix} 1 & 0 & 1 \\ 0 & 0 & 0 \\ 1 & 0 & 1 \end{pmatrix}$

Notice that the estimated measurement is almost identical to the measurement $y(t)$ (figure 6). Also, the sequence

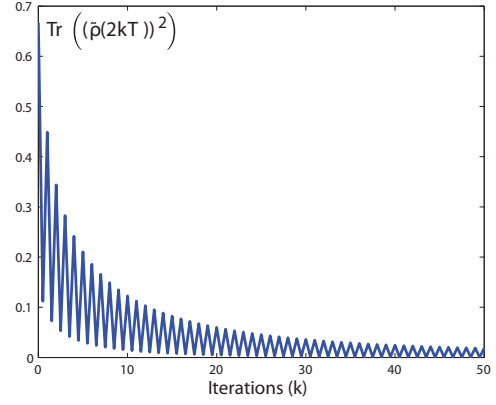


Fig. 5. The upper envelope is $V_k = \text{Tr}((\tilde{\rho}(2kT))^2)$. Notice that it decreases and seems to converge to zero.

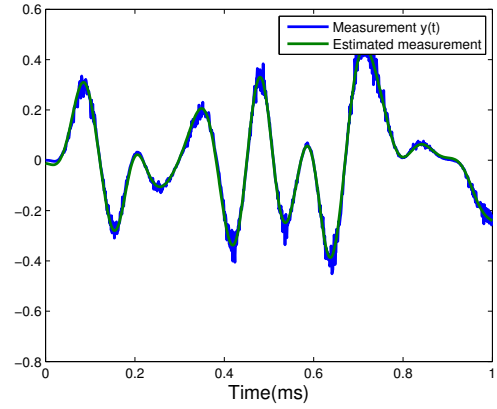


Fig. 6. Measurement and estimated measurement versus time. 10% Gaussian noise was added to the data. The estimated measurement is obtained by simulating (17) with $\rho(0) = \rho_k^f(0)$ and $k = 50$.

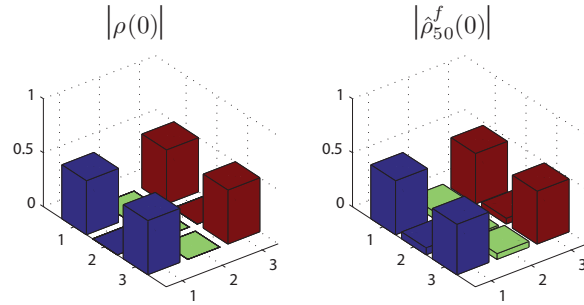


Fig. 7. The density matrix of the system and its estimator at time $t = 0$. We plot the modulus of each matrix element.

$(V_k)_k$ decreases and seems to converge to zero (figure 5). This enables us to reconstruct the initial state with a 96% fidelity where the fidelity \mathcal{F} is computed as follows $\mathcal{F} = \text{Tr} \left(\sqrt{\sqrt{\hat{\rho}_{50}^f(0)}\rho(0)\sqrt{\hat{\rho}_{50}^f(0)}} \right)$ [14]. More iterations are needed than in the 2 level case (50 as opposed to 10) to achieve a similar fidelity. Each back and forth iteration takes about 0.1 seconds so the presented simulation takes

about 5 seconds to run. As mentioned above, the fidelity of the reconstruction can be increased if a *better* control is found. The efficiency of the search of such a control could be improved by using techniques such as the D-MORPH algorithm [15]. The latter enables to find a control which produces a desired unitary transformation. One could therefore define a family of unitary operators $\{U(t) \mid t \in [0, T]\}$ such that the set of observables $\{O, U(t_1)^\dagger O U(t_1), \dots, U(t_{d^2-3})^\dagger O U(t_{d^2-3}), U(T)^\dagger O U(T)\}$ spans the vector space of all traceless Hermitian $d \times d$ matrices. And then use D-MORPH to find a control which generates such a family $\{U(t) \mid t \in [0, T]\}$. An approximative model where $\Gamma = 0$ would need to be considered for the numerical search of the control. This control can then be used on the real system ($\Gamma \neq 0$). Another possibility would be the use of a Lyapunov technique [16].

VI. CONCLUSION

In this paper we propose a BFN scheme to estimate the initial state of a quantum system when a continuous measurement of a single observable is given over a time interval $[0, T]$. A convergence proof and simulations are given for the two level case, and the considered experimental settings were similar to those in [5]. We discuss the extension of this algorithm to the multilevel case outlining the limitations and possible improvements of this protocol, and we present simulations in the case of a spin 1 system. A quantitative comparison of this method to the ones considered in [4] and [6] in terms of estimation time and robustness will be necessary to put forward the advantages of this state reconstruction protocol.

ACKNOWLEDGMENT

This work was partly supported by the "Agence Nationale de la Recherche" (ANR), Projet Jeunes Chercheurs EPOQ2 number ANR-09-JCJC-0070

REFERENCES

- [1] D. Aurooux and J. Blum, "A nudging-based data assimilation method: the back and forth nudging (bfn) algorithm," *Nonlinear Processes in Geophysics*, vol. 15, no. 2, pp. 305–319, 2008.
- [2] I. Dotsenko, M. Mirrahimi, M. Brune, S. Haroche, J.-M. Raimond, and P. Rouchon, "Quantum feedback by discrete quantum nondemolition measurements: Towards on-demand generation of photon-number states," *Phys. Rev. A*, vol. 80, no. 1, p. 013805, Jul 2009.
- [3] M. Mirrahimi and R. V. Handel, "Stabilizing feedback controls for quantum systems," *SIAM Journal on Control and Optimization*, vol. 46, no. 2, pp. 445–467, 2007.
- [4] A. Silberfarb, P. S. Jessen, and I. H. Deutsch, "Quantum state reconstruction via continuous measurement," *Phys. Rev. Lett.*, vol. 95, no. 3, p. 030402, Jul 2005.
- [5] G. A. Smith, S. Chaudhury, A. Silberfarb, I. H. Deutsch, and P. S. Jessen, "Continuous weak measurement and nonlinear dynamics in a cold spin ensemble," *Phys. Rev. Lett.*, vol. 93, no. 16, p. 163602, Oct 2004.
- [6] G. A. Smith, A. Silberfarb, I. H. Deutsch, and P. S. Jessen, "Efficient quantum-state estimation by continuous weak measurement and dynamical control," *Phys. Rev. Lett.*, vol. 97, no. 18, p. 180403, Oct 2006.
- [7] C. Riofrio, P. Jessen, and I. Deutsch, "Quantum tomography of the full hyperfine manifold of atomic spins via continuous measurement on an ensemble," <http://arxiv.org/abs/1012.3477>.
- [8] A. Donovan, M. Mirrahimi, and P. Rouchon, "Back and forth nudging for quantum state reconstruction," in *Communications, Control and Signal Processing (ISCCSP), 2010 4th International Symposium on*, 3-5 2010, pp. 1–5.
- [9] R. L. Kosut and H. Rabitz, "Identification of quantum systems," *Proceedings of 15th IFAC World Congress, Barcelona, Spain*, vol. 15, no. 1, 2002.
- [10] H. Khalil, *Nonlinear Systems*. Prentice Hall, 2001.
- [11] Z. Leghtas, M. Mirrahimi, and P. Rouchon, "Parameter estimation of a 3-level quantum system with a single population measurement," *Proceedings of the 48th IEEE CDC/CCC*, pp. 3816–3820, dec. 2009.
- [12] I. H. Deutsch and P. S. Jessen, "Quantum control and measurement of atomic spins in polarization spectroscopy," *Optics Communications*, vol. 283, no. 5, pp. 681–694, 2010, quo vadis Quantum Optics?
- [13] A. Silberfarb, "Atoms, photons, and information," *PhD dissertation*, March 2006.
- [14] R. Jozsa, "Fidelity for mixed quantum states," *Journal of Modern Optics*, vol. 41, no. 12, pp. 2315–2323, 1994.
- [15] J. Dominy and H. Rabitz, "Exploring families of quantum controls for generating unitary transformations," *Journal of Physics A: Mathematical and Theoretical*, vol. 41, no. 20, p. 205305, 2008.
- [16] M. Mirrahimi, P. Rouchon, and G. Turinici, "Lyapunov control of bilinear schrödinger equations," *Automatica*, vol. 41, no. 11, pp. 1987–1994, 2005.